

Tuffy™ 897

Deluxe Hemi Wheelchair

SEAT WIDTH AVAILABLE: 16", 18", 20"
UPHOLSTERY AVAILABLE: DARK BLUE



This low seat, Tuffy Hemi™ wheelchair is designed for easy foot propulsion by users with both feet or one hand and one foot. This is ideal for amputees or smaller individuals.

Tuffy™ 897

Deluxe Hemi Wheelchair

SEAT WIDTH AVAILABLE: 16", 18", 20"
UPHOLSTERY AVAILABLE: DARK BLUE









STANDARD FEATURES


- * Folding lightweight chrome plated frame with detachable desk arms
- * Padded breathable nylon upholstery, padded arm pads & calf pads
- * 6" x 1" cast wheels with lightweight polyurethane tire
- * 20" x 1" rear molded wheels with lightweight polyurethane tire
- * Adjustable toggle wheel locks
- * Cam action swing away detachable footrests or legrests
- * High impact composite side panel, foot plates
- * Weight limit: 16" & 18"- 220 lbs, 20" 280 lbs

OPTIONAL ACCESSORIES

- * Anti-theft bar
- * Wheelchair tray
- * Amputee adapter
- * Headrest extension
- * Wheel lock extension tubes
- * One arm drive
- * Anti-theft lock for front riggings
- * Pneumatic tires
- * I.V. rod attachment
- * Anti-tipping device
- * Anti-folding device
- * Seat belt
- * Projection handrim
- * Leg straps
- * Oxygen tank holder
- * Pneumatic tires with airless inserts

SPECIFICATIONS

MODEL	SEAT			BACK	FRONT RIGGINGS	OVERALL					WEIGHT (w/o Front Rigging)
											
897N	16"	18"	16"	16 3/4"	14"- 19"	24"	34"	41"	30"	11 1/2"	39 lbs.
897NE	16"	18"	16"	16 3/4"	14"- 20"	24"	34"	43"	30"	11 1/2"	39 lbs.
897	18"	18"	16"	16 3/4"	14"- 19"	26"	34"	41"	30"	11 1/2"	40 lbs.
897E	18"	18"	16"	16 3/4"	14"- 20"	26"	34"	43"	30"	11 1/2"	40 lbs.
897W	20"	18"	16"	16 3/4"	14"- 19"	28"	34"	41"	30"	11 1/2"	42 lbs.
897WE	20"	18"	16"	16 3/4"	14"- 20"	28"	34"	43"	30"	11 1/2"	42 lbs.
E ELEVATING LEGRESTS			N NARROW ADULT 16" SEAT WIDTH			W WIDE ADULT 20" SEAT WIDTH					



Composite handrims eliminates uncomfortable feel in winter time



Precision seal bearing in all key locations provides smooth noise free operation.



Detachable arms for easy side access of patient in and out of chair.